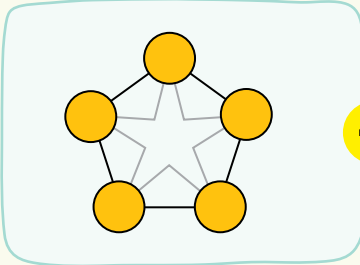
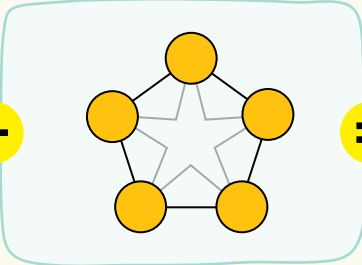





오동이는 짝꿍 오순이를 데리고 왔네요!




+



=



+




=

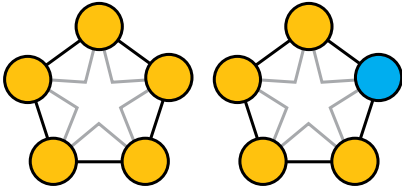


+

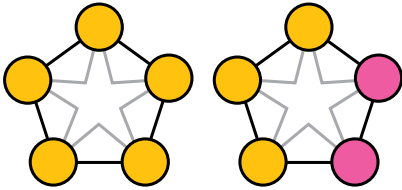


=

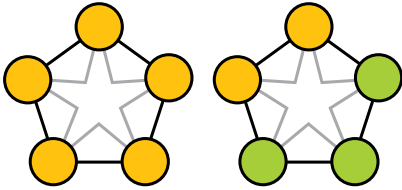




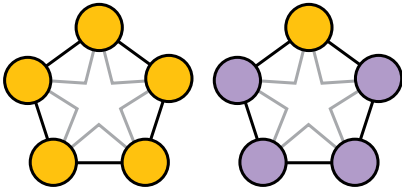
10



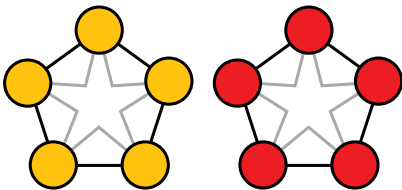
10



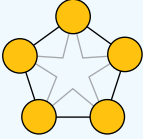
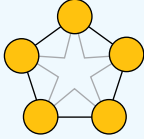
10



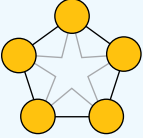
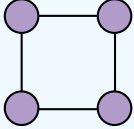

10



10







 + =








 + + =

 + =

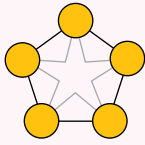




 + =

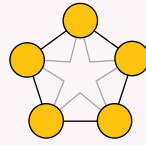




 + =

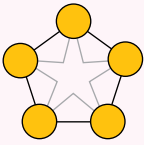
+ =



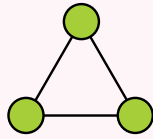
+



=



+



+



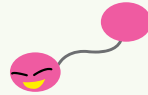
=

+

=



+



=



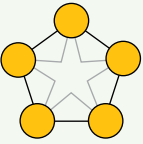
+



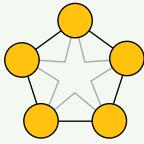
=

+

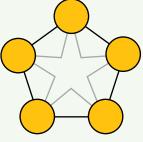
=



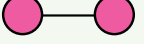
 +



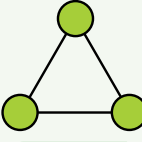
 =




 +



 +





 =





 +


 =





 +


 =

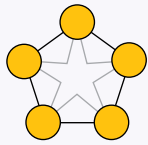



 +

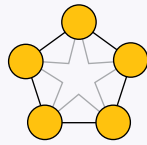

 =

+

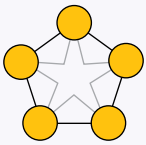
 =



+



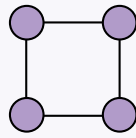
=



+




+



=



+



=



+



=

+

=

Diagram illustrating the composition of the number 15 using geometric shapes:

- Top row: A pink rounded rectangle containing three identical pentagons. The middle pentagon is circled in blue.
- Second row: A blue circle containing a pentagon and a square (4 purple dots), followed by a plus sign, a blue circle containing a single blue dot, followed by a plus sign, and another blue circle containing a pentagon.
- Third row: Two empty white circles, followed by a plus sign, and another two empty white circles.
- Fourth row: Two empty rounded square boxes, followed by an equals sign, and another two empty rounded square boxes, followed by an equals sign.

Diagram illustrating the composition of the number 15 using geometric shapes:

- Top row: A pink rounded rectangle containing three identical pentagons. The middle pentagon is circled in blue.
- Second row: A blue circle containing a pentagon and a blue circle containing a single blue dot, followed by a plus sign, a blue circle containing a square (4 purple dots) and a blue circle containing a pentagon.
- Third row: Two empty white circles, followed by a plus sign, and another two empty white circles.
- Fourth row: Two empty rounded square boxes, followed by an equals sign, and another two empty rounded square boxes, followed by an equals sign.

Diagram illustrating the composition of the number 15 using geometric shapes:

- Top row: A box containing three pentagrams. The middle pentagram is circled in green.
- Second row: A pentagram and a triangle (3 green dots) are connected to a circle below. A line with two pink dots and a pentagram are connected to another circle below.
- Third row: A plus sign (+) between the two circles from the second row, followed by an equals sign (=) and a square box.
- Fourth row: A plus sign (+) between the two circles from the second row, followed by an equals sign (=) and a square box.

Diagram illustrating the composition of the number 15 using geometric shapes:

- Top row: A box containing three pentagrams. The middle pentagram is circled in green.
- Second row: A pentagram and a line with two pink dots are connected to a circle below. A triangle (3 green dots) and a pentagram are connected to another circle below.
- Third row: A plus sign (+) between the two circles from the second row, followed by an equals sign (=) and a square box.
- Fourth row: A plus sign (+) between the two circles from the second row, followed by an equals sign (=) and a square box.